

RESUMEN DE REGION OESTE

27/12/17

| Municipio | Días de acumulación (Cantidad – Porcentaje) | | | | | |
|-----------|--|--------|--------|------------|-----|----------|
| A | 1 | 2 | 3 | 4 | >4 | TOTAL +3 |
| TOTALES | 1081 | 0 | 182 | 312 | 170 | 482 |
| | 1 DIA | 2 DIAS | 3 DIAS | +DE 3 DIAS | | |
| | 61.95% | 0.00% | 10.43% | 27.62% | | |
| B | 1 | 2 | 3 | 4 | >4 | TOTAL +3 |
| TOTALES | 87 | 0 | 0 | 14 | 75 | 89 |
| | 1 DIA | 2 DIAS | 3 DIAS | +DE 3 DIAS | | |
| | 49.43% | 0.00% | 0.00% | 50.57% | | |
| C | 1 | 2 | 3 | 4 | >4 | TOTAL +3 |
| TOTALES | 760 | 376 | 0 | 32 | 476 | 508 |
| | 1 DIA | 2 DIAS | 3 DIAS | +DE 3 DIAS | | |
| | 43.16% | 21.35% | 0.00% | 28.85% | | |
| G | 1 | 2 | 3 | 4 | >4 | TOTAL +3 |
| TOTALES | 116 | 233 | 265 | 284 | 608 | 892 |
| | 1 DIA | 2 DIAS | 3 DIAS | +DE 3 DIAS | | |
| | 7.70% | 15.47% | 17.60% | 59.23% | | |

TOTAL GLOBAL

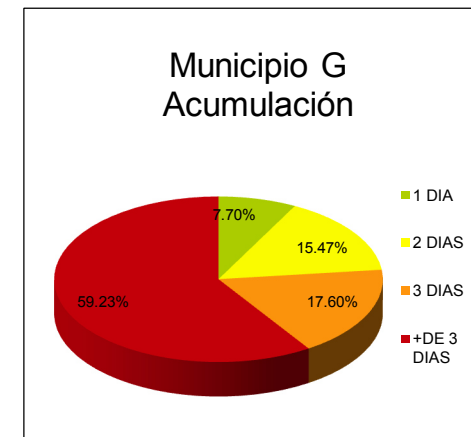
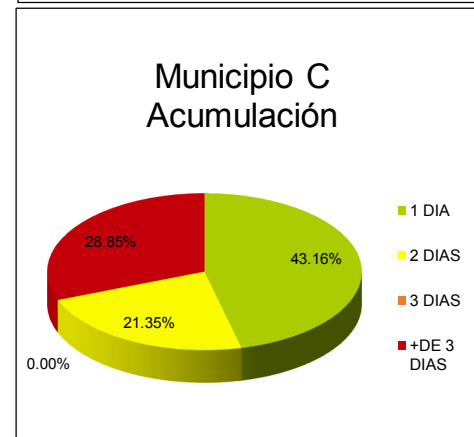
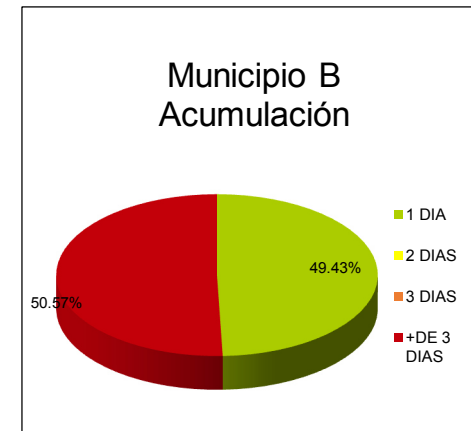
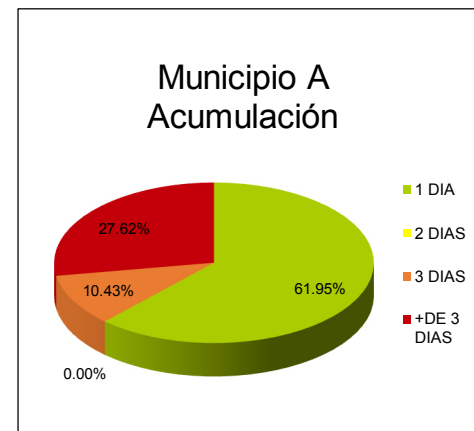
| Municipio | Cont |
|-------------------|-------------|
| A | 1745 |
| B | 176 |
| C | 1644 |
| G | 1506 |
| Total URMO | 5071 |

| URMO | Días | 1 | 2 | 3 | 4 | >4 | TOTAL +3 |
|------|-----------|------|-----|-----|-----|------|----------|
| | Cant Cont | 2044 | 609 | 447 | 642 | 1329 | 1971 |


| % * | 1 DIA | 2 DIAS | 3 DIAS | +DE 3 DIAS |
|-----|--------|--------|--------|------------|
| | 40.31% | 12.01% | 8.81% | 38.87% |

* En relación al total de contenedores instalados en la RO

Promedio de acumulación : 2.99 días



X



RESUMEN DE REGION ESTE

27/12/17

| Municipio | Días de acumulación (Cantidad – Porcentaje) | | | | | |
|-----------|--|------------------|------------------|----------------------|-----|----------|
| | 1 | 2 | 3 | 4 | >4 | TOTAL +3 |
| CH | 383 | 1006 | 0 | 0 | 94 | 94 |
| | 1 DIA 25.83% | 2 DIAS 67.84% | 3 DIAS 0.00% | +DE 3 DIAS 6.34% | | |
| D | 399 | 0 | 420 | 153 | 550 | 703 |
| | 1 DIA 26.22% | 2 DIAS 0.00% | 3 DIAS 27.60% | +DE 3 DIAS 46.19% | | |
| E | 695 | 0 | 359 | 183 | 538 | 721 |
| | 1 DIA 39.15% | 2 DIAS 0.00% | 3 DIAS 20.23% | +DE 3 DIAS 40.62% | | |
| F | 434 | 0 | 212 | 656 | 133 | 789 |
| | 1 DIA 30.24% | 2 DIAS 0.00% | 3 DIAS 14.77% | +DE 3 DIAS 54.98% | | |

TOTAL GLOBAL

| Municipio | Cont |
|-------------------|-------------|
| CH | 1483 |
| D | 1522 |
| E | 1775 |
| F | 1435 |
| Total URME | 6215 |

| URME | Días | 1 | 2 | 3 | 4 | >4 | TOTAL +3 |
|------|-----------|--------|--------|--------|----------------------|------|----------|
| | Cant Cont | 1911 | 1006 | 991 | 992 | 1315 | 2307 |
| | % * | 30.75% | 16.19% | 15.95% | +DE 3 DIAS 37.12% | | |

* En relación al total de contenedores instalados en la RE

Promedio de acumulación : 3.02 días

