

**RESUMEN DE REGION OESTE**  
08/12/17

| Municipio | Días de acumulación ( Cantidad – Porcentaje) |        |        |            |    |          |
|-----------|--|--------|--------|------------|----|----------|
| A         | 1  | 2      | 3      | 4          | >4 | TOTAL +3 |
| TOTALES   | 620  | 318    | 615    | 158        | 34 | 192      |
|           | 1 DIA  | 2 DIAS | 3 DIAS | +DE 3 DIAS |    |          |
|           | 35,53%                                       | 18,22% | 35,24% | 11,00%     |    |          |
| B         | Días de acumulación ( Cantidad – Porcentaje) |        |        |            |    |          |
| B         | 1  | 2      | 3      | 4          | >4 | TOTAL +3 |
| TOTALES   | 49   | 127    | 0      | 0          | 0  | 0        |
|           | 1 DIA  | 2 DIAS | 3 DIAS | +DE 3 DIAS |    |          |
|           | 27,84%                                       | 72,16% | 0,00%  | 0,00%      |    |          |
| C         | Días de acumulación ( Cantidad – Porcentaje) |        |        |            |    |          |
| C         | 1  | 2      | 3      | 4          | >4 | TOTAL +3 |
| TOTALES   | 1293   | 257    | 55     | 38         | 1  | 39       |
|           | 1 DIA  | 2 DIAS | 3 DIAS | +DE 3 DIAS |    |          |
|           | 73,42%                                       | 14,59% | 3,12%  | 2,21%      |    |          |
| G         | Días de acumulación ( Cantidad – Porcentaje) |        |        |            |    |          |
| G         | 1  | 2      | 3      | 4          | >4 | TOTAL +3 |
| TOTALES   | 521  | 861    | 88     | 35         | 1  | 36       |
|           | 1 DIA  | 2 DIAS | 3 DIAS | +DE 3 DIAS |    |          |
|           | 34,59%                                       | 57,17% | 5,84%  | 2,39%      |    |          |

**TOTAL GLOBAL**

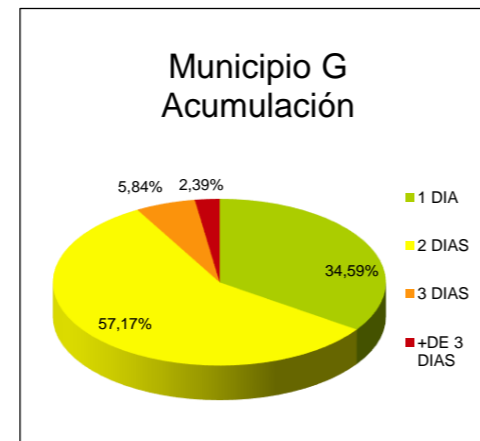
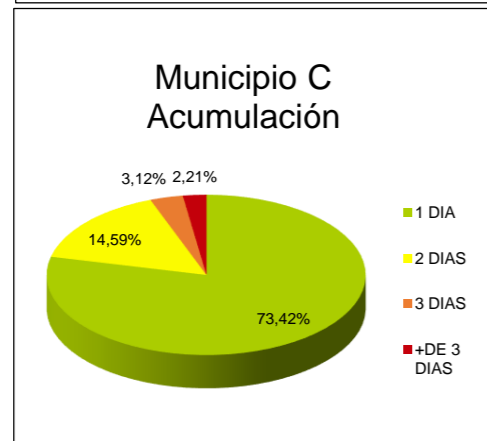
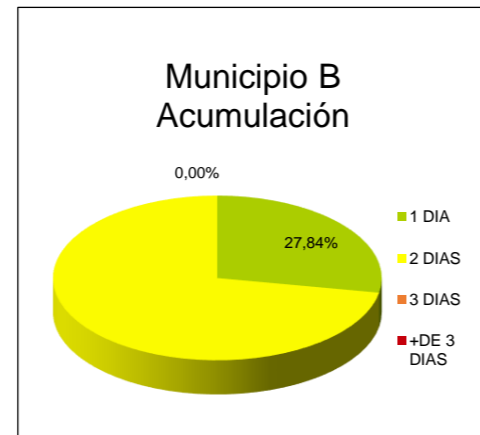
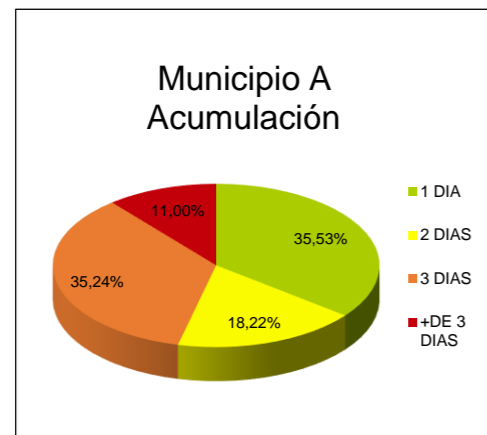
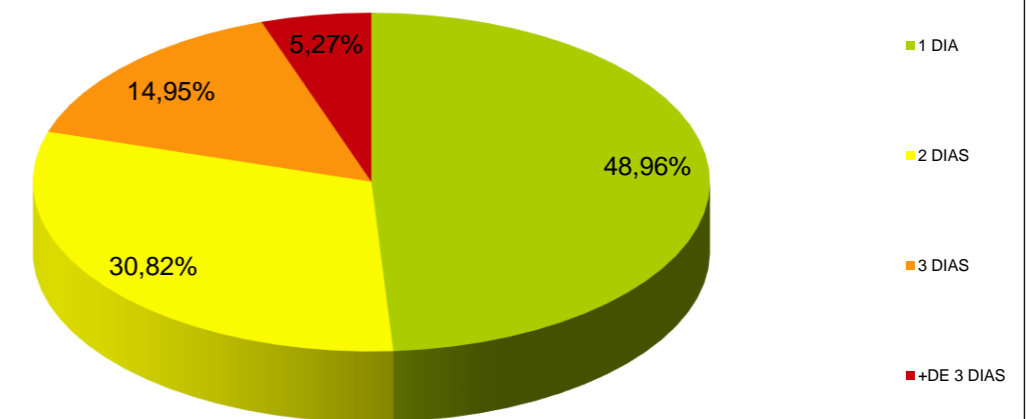
| Municipio         | Cont        |
|-------------------|-------------|
| A                 | 1745        |
| B                 | 176         |
| C                 | 1644        |
| G                 | 1506        |
| <b>Total URMO</b> | <b>5071</b> |

| URMO | Días      | 1      | 2      | 3      | 4          | >4 | TOTAL +3 |
|------|-----------|--------|--------|--------|------------|----|----------|
|      | Cant Cont | 2483   | 1563   | 758    | 231        | 36 | 267      |
|      |           | 1 DIA  | 2 DIAS | 3 DIAS | +DE 3 DIAS |    |          |
|      | % *       | 48,96% | 30,82% | 14,95% | 5,27%      |    |          |

\* En relación al total de contenedores instalados en la RO

Promedio de acumulación : 1,78 días

**Resumen de Situación - Acumulación Región OESTE**



x

**RESUMEN DE REGION ESTE**

08/12/17

| Municipio | Días de acumulación ( Cantidad – Porcentaje) |     |   |    |     |          |
|-----------|--|-----|---|----|-----|----------|
| CH        | 1  | 2   | 3 | 4  | >4  | TOTAL +3 |
| TOTALES   | 1176   | 113 | 0 | 72 | 122 | 194      |

| 1 DIA  | 2 DIAS | 3 DIAS | +DE 3 DIAS |
|--------|--------|--------|------------|
| 79,30% | 7,62%  | 0,00%  | 13,08%     |

| Municipio | Días de acumulación ( Cantidad – Porcentaje) |     |     |     |    |          |
|-----------|--|-----|-----|-----|----|----------|
| D         | 1  | 2   | 3   | 4   | >4 | TOTAL +3 |
| TOTALES   | 311  | 270 | 478 | 399 | 64 | 463      |

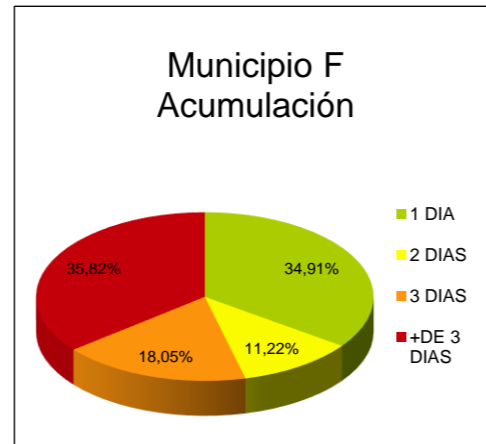
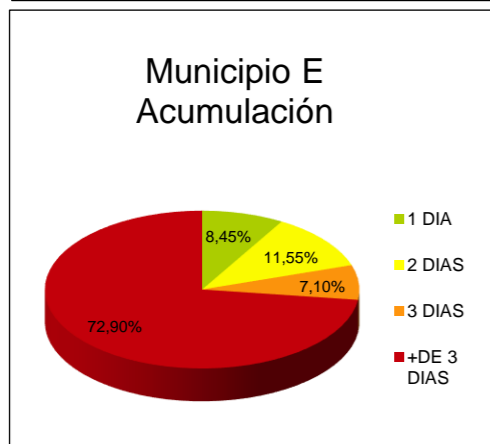
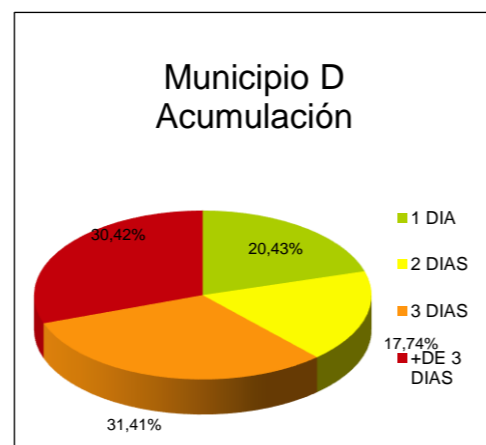
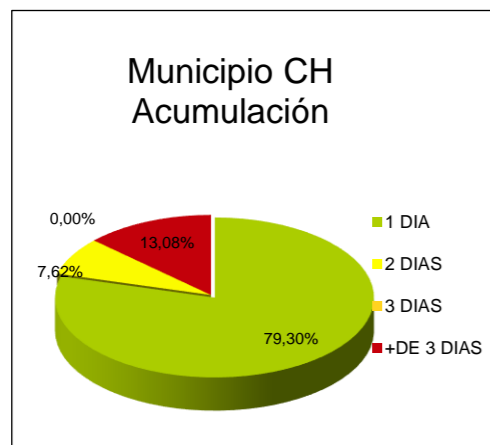
| 1 DIA  | 2 DIAS | 3 DIAS | +DE 3 DIAS |
|--------|--------|--------|------------|
| 20,43% | 17,74% | 31,41% | 30,42%     |

| Municipio | Días de acumulación ( Cantidad – Porcentaje) |     |     |      |     |          |
|-----------|--|-----|-----|------|-----|----------|
| E         | 1  | 2   | 3   | 4    | >4  | TOTAL +3 |
| TOTALES   | 150  | 205 | 126 | 1024 | 270 | 1294     |

| 1 DIA | 2 DIAS | 3 DIAS | +DE 3 DIAS |
|-------|--------|--------|------------|
| 8,45% | 11,55% | 7,10%  | 72,90%     |

| Municipio | Días de acumulación ( Cantidad – Porcentaje) |     |     |     |     |          |
|-----------|--|-----|-----|-----|-----|----------|
| F         | 1  | 2   | 3   | 4   | >4  | TOTAL +3 |
| TOTALES   | 501  | 161 | 259 | 412 | 102 | 514      |

| 1 DIA  | 2 DIAS | 3 DIAS | +DE 3 DIAS |
|--------|--------|--------|------------|
| 34,91% | 11,22% | 18,05% | 35,82%     |



**TOTAL GLOBAL**

| Municipio  | Cont |
|------------|------|
| CH         | 1483 |
| D          | 1522 |
| E          | 1775 |
| F          | 1435 |
| Total URME | 6215 |

| URME | Días      | 1    | 2   | 3   | 4    | >4  | TOTAL +3 |
|------|-----------|------|-----|-----|------|-----|----------|
|      | Cant Cont | 2138 | 749 | 863 | 1907 | 558 | 2465     |

| % * | 1 DIA  | 2 DIAS | 3 DIAS | +DE 3 DIAS |
|-----|--------|--------|--------|------------|
|     | 34,40% | 12,05% | 13,89% | 39,66%     |

\* En relación al total de contenedores instalados en la RE

Promedio de acumulación : 2,77 días



